





H-GAC

Applicant	Priority	Poverty	Match	Previous Funding	ENV Score	PCR Score	EXT Score	DEOB Score	Total Score	Tie Breaker
Waller	50	19.1550	50	60	5	5	3	7	199.1550	\$ 36,160.00
Dayton	50	14.7151	50	60	5	5	3	7	194.7151	\$ 59,848.00
Pine Island	50	13.1081	50	60	5	5	3	7	193.1081	\$ 49,784.00
Cleveland	50	12.2392	50	60	5	5	3	7	192.2392	\$ 46,875.00
Galveston County	50	9.5840	50	60	5	5	3	7	189.5840	\$ 83,913.00
Mont Belvieu	50	9.5568	50	60	5	5	3	7	189.5568	\$ 132,010.00
Tomball	50	6.9336	50	60	5	5	3	7	186.9336	\$ 65,417.00
Iowa Colony	50	5.8230	50	60	5	5	3	7	185.8230	\$ 61,667.00
Industry	50	5.1407	50	60	5	5	3	7	185.1407	\$ 82,778.00
El Lago	50	3.0305	50	60	5	5	3	7	183.0305	\$ 99,375.00
La Marque	50	15.3460	50	40	5	5	3	7	175.3460	\$ 61,403.00
Anahuac	50	14.9893	50	40	5	5	3	7	174.9893	\$ 69,742.00
Ames	50	20.0000	50	40	0	5	0	7	172.0000	\$ 32,750.00
Liberty	50	15.0458	50	40	0	5	3	7	170.0458	\$ 57,962.00
Columbus	50	10.1098	50	40	4	5	3	7	169.1098	\$ 56,250.00
Chambers County	50	11.9185	50	40	0	5	3	7	166.9185	\$ 106,103.00
Prairie View	30	20.0000	20	40	0	5	3	0	118.0000	\$ 19,238.00

-  Grey: Award funded in 2025 CDV application cycle
-  Blue: Funding range for 2026 CDV Due 5/15/2026
-  Light Blue: Funding range for 2026 CDV Supplemental Round due 7/24/2026
-  Pink: Application not eligible for funding